

## CON-55 LED Music Controller



Model CON-55 is a universal power music RGB controller of high performance. Adopts world's advanced PWM (pulse-width modulation) control technology to control various constant voltage LED s, e.g., LED RGB strip, module, perforated lamp etc. Touch buttons, comes with a IR remote, users can control the lights either by pressing the button on the controller or the remote, very users friendly.

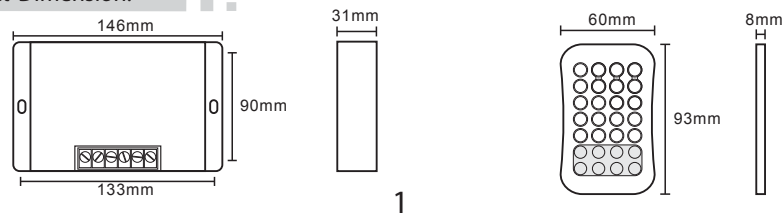
1. Supports audio line input and built-in microphone for live music.
2. Audio receiving sensitivity is adjustable.
3. RGB per channel 1024 grey level; delicate, soft and flicker-free colorful gradients.
4. Brightness & speed, functional mode are adjustable.
5. Built-in 20 changing effects. e.g. 7 colors constant light, 7 colors skipping, 7 colors smooth. etc.
6. 12 save keys ,simple and easy to playback your desired color and changing effects.

### 1. Technical Specs:

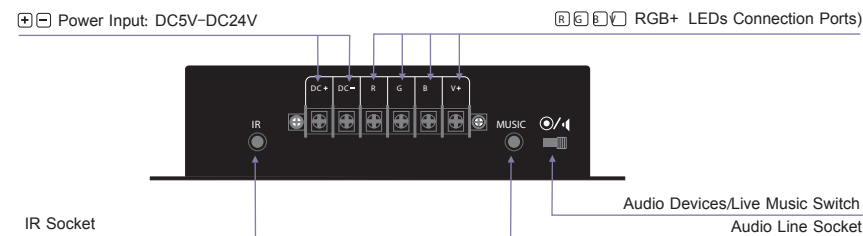
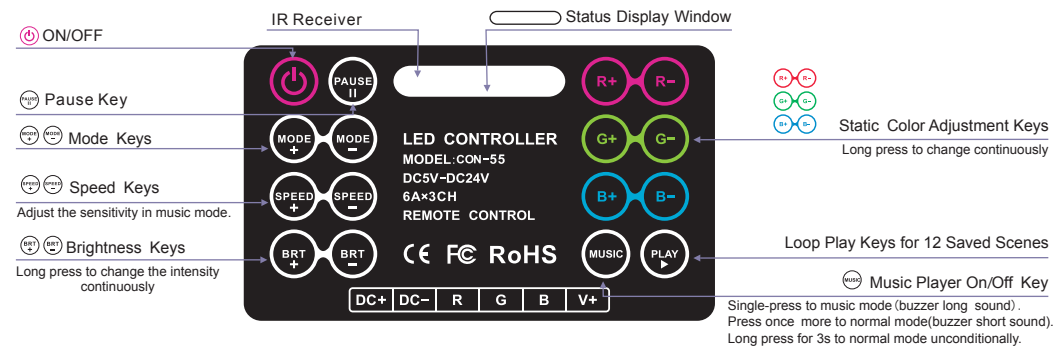
#### CON-55 LED Music Controller

- Input Voltage : DC5V~DC24V
- Current Load : 6A x 3CH Max 18A
- Max Output Power : 90W/216W/432W(5V/12V/24V)
- Function Mode : 20 Modes
- Grey Scale Levels : 1024 steps per RGB
- Receiving Frequency Range : 20Hz-20KHz
- Working Temperature : -30°C~65°C
- Dimension : L146×W90×H31mm
- Package Size : L160×W130×H45mm
- Weight (G.W) : 470g

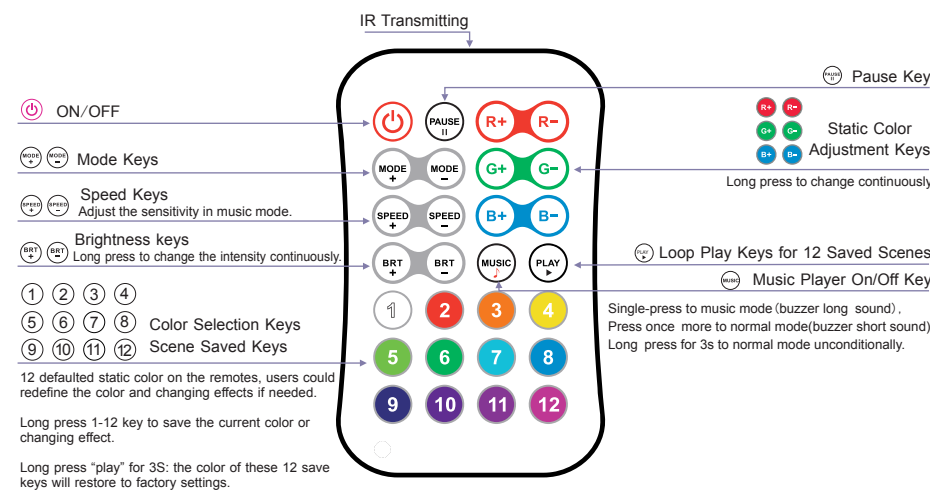
### 2. Product Dimension:



### 3. Operation Interface Instruction:



### Controller Panel Instruction



### Remote Control Instruction

#### Other Functions :

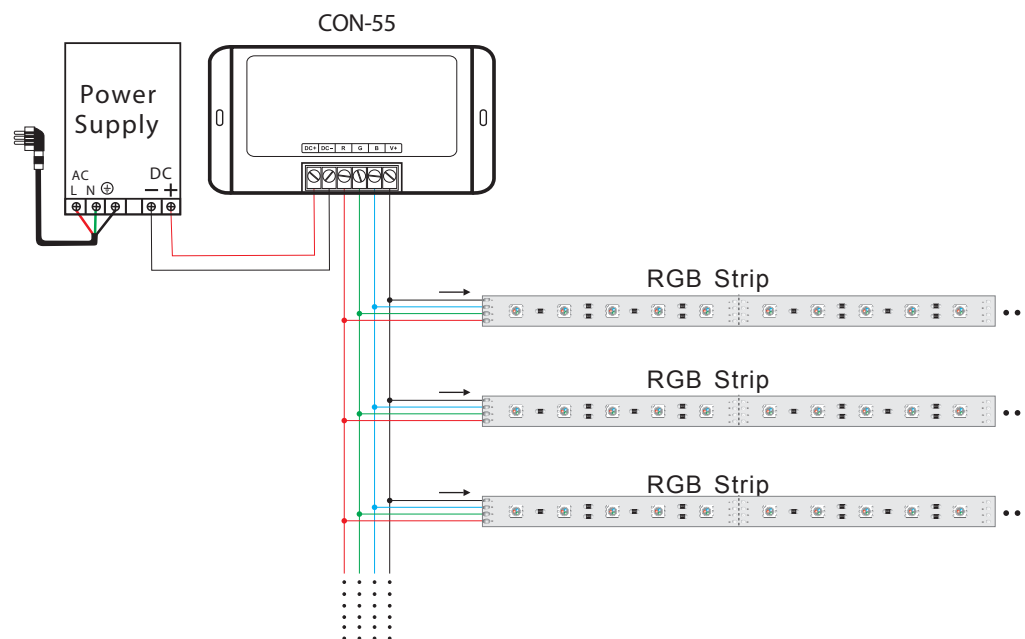
1. Long press "PLAY " key for 3S : the color of these 12 save keys will restore to factory settings.
2. Long press "PAUSE " for 3S: turn on/off the buzzer(turn on/off the key tone).
3. Long press "ON/OFF " for 3S: restore to factory settings, excluding parameters set of save keys.
4. "SPEED + " and "SPEED - " can be used to adjust sensitivity in music mode.

## 4. Tables of Changing Mode

NO.	Display	Description	NO.	Display	Description
1	Red	Brightness Adjustable	11	Green strobe	Brightness/Speed Adjustable
2	Green	Brightness Adjustable	12	Blue strobe	Brightness/Speed Adjustable
3	Blue	Brightness Adjustable	13	Yellow strobe	Brightness/Speed Adjustable
4	Yellow	Brightness Adjustable	14	Purple strobe	Brightness/Speed Adjustable
5	Purple	Brightness Adjustable	15	Cyan strobe	Brightness/Speed Adjustable
6	Cyan	Brightness Adjustable	16	White strobe	Brightness/Speed Adjustable
7	White	Brightness Adjustable	17	RGB Strobe	Brightness/Speed Adjustable
8	RGB Skipping	Brightness/Speed Adjustable	18	7 colors Strobe	Brightness/Speed Adjustable
9	7 Color Skipping	Brightness/Speed Adjustable	19	RGB smooth	Brightness/Speed Adjustable
10	Red Strobe	Brightness/Speed Adjustable	20	7 colors smooth	Brightness/Speed Adjustable

**Attn:** to adjust the sensitivity with "speed" keys in music mode.

## 5. Wiring Diagram:



**[Notes]** : Power repeater can be added if connect to more LED, please refer to the manual of power repeater for the specific connection method.

## 6. Attention:

1. The product shall be installed and serviced by a qualified person.
2. This product is non-waterproof. Please avoid the sun and rain. When installed outdoors please ensure it is mounted in a water proof enclosure.
3. Good heat dissipation will prolong the working life of the controller. Please ensure good ventilation.
4. Please check if the output voltage of any LED power supplies used comply with the working voltage of the product.
5. Please ensure that adequate sized cable is used from the controller to the LED lights to carry the current. Please also ensure that the cable is secured tightly in the connector.
6. Ensure all wire connections and polarities are correct before applying power to avoid any damages to the LED lights.
7. If a fault occurs please return the product to your supplier. Do not attempt to fix this product by yourself.