

# DEMASLED

## FAP-13USA



### Features

- Output constant voltage
- Universal AC input: 100-130VAC
- Power Factor: up to 0.65
- High efficiency :up to 85%
- Protection:short circuit/over loading/over current/ Over temperature
- Full protection aluminum housing
- Easy installation
- Cooling by free air convection
- Compatible with Forward phase,Magnetic low voltage, Triac Dimmer
- Strong compatibility, flicker-free dimming
- Suitable for LED lighting and moving sign applications and others
- Compliance to worldwide safety regulations for lighting



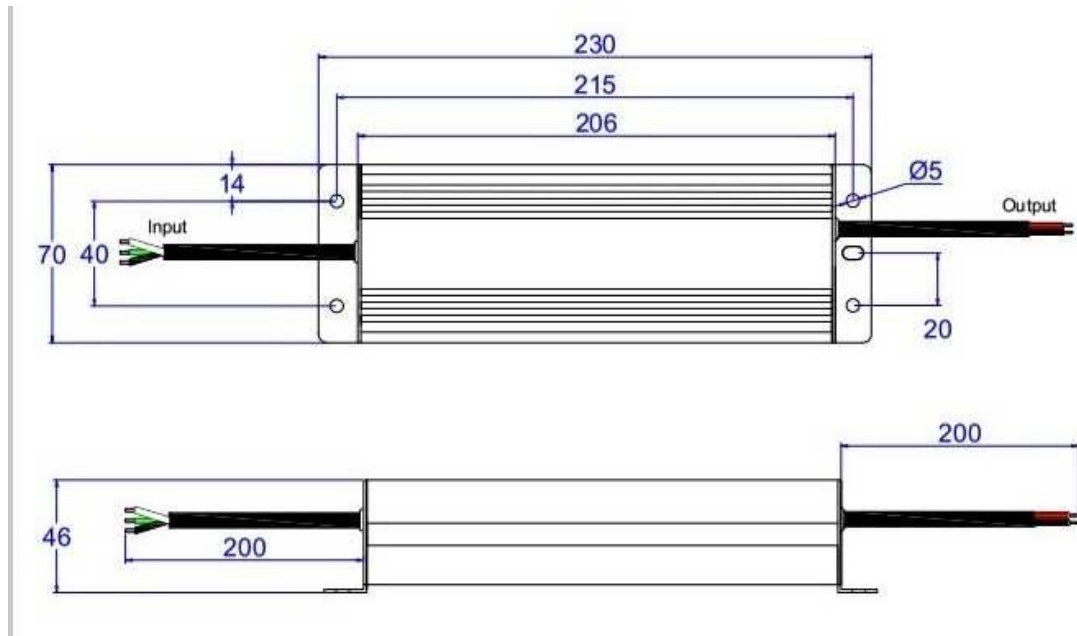
### Specification

Model		FAP-13USA			
Certificates		ETL、cETL、FCC	ETL、cETL、FCC	ETL、cETL、FCC	ETL、FCC
output	DC Voltage	12V	24V	36V	48V
	Voltage Tolerance	±0.5V			
	Rated current	5A	3.33A	2.22A	1.67A
	Rated power	80W			
input	Voltage Range	100~130VAC			
	Frequency Range	50~60HZ			
	Power Factor (Typ.)	PF≥0.65			
	Efficiency (Typ.)	83%	84%	85%	85%
	AC Current (Typ.)	1.45A	1.45A	1.45A	1.45A
	Leakage current	< 0.50mA/120VAC			
Protection	Short Circuit	Hiccup mode, recovers automatically after fault condition is removed			
	Over Current	≤1.2*I out			
	Over Loading	≤120%			
	Over temperature	100℃±10℃ (The output voltage will turn off when the temperature is higher than 100℃±10℃, after the temperature drop off ,it will recovery automatic			
Environment	Working TEMP.	-40~+60℃			
	Working Humidity	20~90%RH, non-condensing			
	Storage TEMP. Humidity	-40~+80℃, 10~95%RH			
	TEMP .coefficient	±0.03%/℃ (0~50℃)			
	Vibration	10~500Hz, 2G 10min./1 cycle,period for 60min. each along X,Y,Z axes			
Safety& EMC	Safety standards	UL1012			
	Withstand voltage	I/P-O/P:1500VAC			
	Isolation resistance	I/P-O/P: 100MΩ/500VDC/25℃/70%RH			
	EMC EMISSION	FCC Part 15 B			
others	Net. Weight	1.2Kg		With junction 1.75Kg	
	Size	230*70*46mm (L*W*H)		380*77*57mm (L*W*H)	
	packing	324*279*176mm 10PCS/CTN		415*360*190mm 10PCS/CTN	

# DEMASLED

Notes	<ol style="list-style-type: none"><li>1. All parameters if NOT specially mentioned are measured at 120VAC input , rated load and 25°C of ambient temperature.</li><li>2. To extend the driver's using life ,please reduce the loading at lower input voltage.</li><li>3.Loading should be 5-100%.</li></ol>
-------	---

## ■ Mechanical Specification



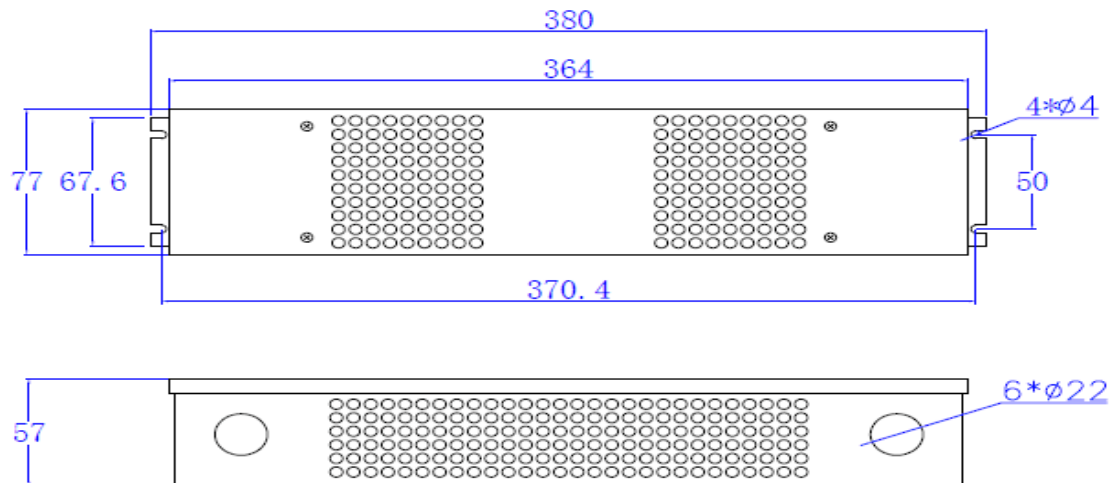
※ Input black(L) and white(N) wires to be connected AC, Green wire to be connected ground; output red and black wires to be connected led lighting.

## ■ Real picture & Mechanical Specification of 80W Phase/Triac Dimmable Driver with junction box

FAP-13USA-1



# DEMASLED



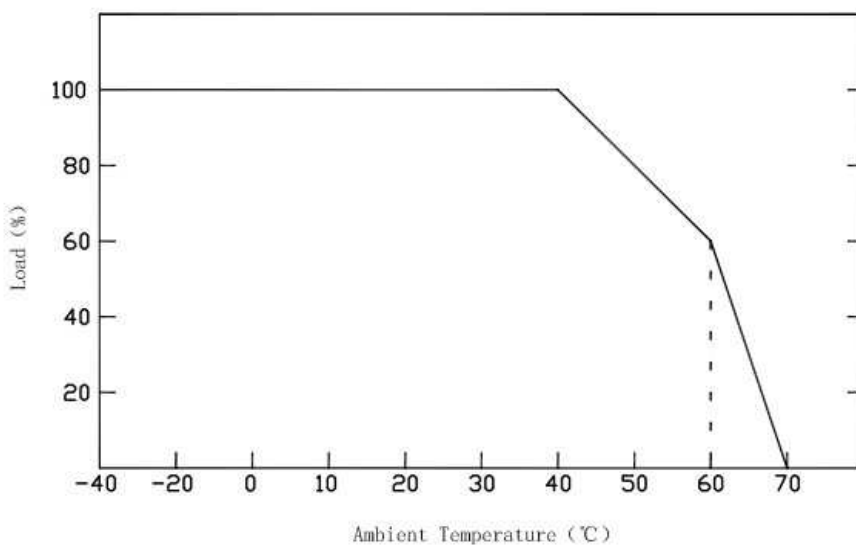
## ■Dimming Operation

- ※Output constant current level can be adjusted through input terminal of the AC phase line(L) by connection a phase/triac dimmer.
- ※For forward phase,Magnetic low voltage and Triac Dimmer

## ■Warning

- ※Prevent to reverse polarity; Output polarity: RED "+"; BLACK "-"
- ※Risk of Electric Shock. When used outdoors, install only on a circuit protected by a Class A GFCI;
- ※Risk of Fire. Installation involves special wiring methods to run wiring through a building structure. Consult a qualified electrician;
- ※Risk of Electric Shock. Mount the unit at a height greater than 1 foot from the ground surface.

## ■Derating Curve



- ※To extend their life, please refer to the Derating Curve and derate according to the temperature.

# DEMASLED

## ■ Connecting Diagram

